

Connect with eduroam on macOS

To use eduroam with macOS at participating universities, follow the steps below.

Step-by-step guide

1) Enroll to use the eduroam service

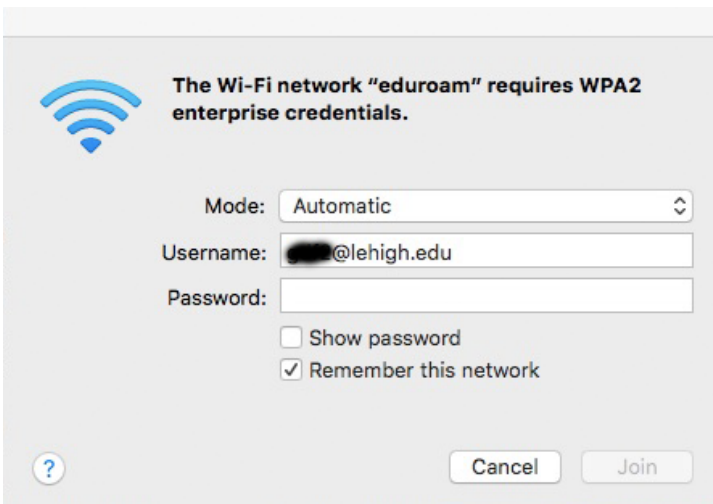
Prior to using eduroam, [enable access to eduroam](#) for your account. If there are any issues, please submit a Help Desk ticket via the [web](#) or by calling the Help Desk at 610-758-HELP, requesting to be added to the eduroam service. You will not be able to use eduroam unless you have been granted access.

2) Connecting to eduroam at participating universities

1. When you're on site at a participating institution, look for the '**eduroam**' SSID while connecting to a new wireless network.
2. When you attempt to connect, enter your Lehigh username and the Lehigh domain in the following format:

'<username>@lehigh.edu' e.g. 'dab406@lehigh.edu' – do not enter an email alias

If you require basic wireless connectivity guidance, refer to [Configuring wireless on macOS](#).



The screenshot shows a macOS Wi-Fi configuration dialog for the network "eduroam". The title bar reads "The Wi-Fi network 'eduroam' requires WPA2 enterprise credentials." Below the title, there is a "Mode:" dropdown menu set to "Automatic". The "Username:" field contains a redacted name followed by "@lehigh.edu". The "Password:" field is empty. There are two checkboxes: "Show password" (unchecked) and "Remember this network" (checked). At the bottom, there is a question mark icon on the left and "Cancel" and "Join" buttons on the right.

3) Validate Certificate (might be optional)

If you have never used the device on campus, you may be prompted to accept the Lehigh certificate. If you are prompted, the certificate will look like below. The certificate must be from Go Daddy with a green checkmark that it is valid.

Verify Certificate






Authenticating to network "eduroam"

Before authenticating to server "radius2.cc.lehigh.edu", you should examine the server's certificate to ensure that it is appropriate for this network.

To view the certificate, click 'Show Certificate'.

Always trust "radius2.cc.lehigh.edu"

-  Go Daddy Root Certificate Authority - G2
- ↳  Go Daddy Secure Certificate Authority - G2
- ↳  radius2.cc.lehigh.edu



radius2.cc.lehigh.edu

Issued by: Go Daddy Secure Certificate Authority - G2

Expires: Monday, July 8, 2019 at 9:25:40 AM Eastern Daylight Time

✔ This certificate is valid

- ▶ Trust
- ▶ Details



Hide Certificate

Cancel

Continue